

ARCHITECT'S FIELD REPORT

016

PROJECT **Eagle's Nest Townhouses** **DATE** 9/10/10
 11 Morning Glory Way & 31 Marcellina Lane
 Mt. Crested Butte, CO 81225

CONDITIONS			
DATE	9/10/10	TIME	3:30 pm
WEATHER	Clear	TEMP	68 deg

WORK OBSERVED
Phase I – Construction Field Report 08
TRADES PRESENT
Holgate Construction Company

PRESENT		
Ben White	Ben White Architecture	970-349-5378
Mick Holgate	Holgate Construction Company	970-209-4449

COMMENTS & OBSERVATIONS
<p>1. Inspected corrugated metal siding installation at Upper Level Units. Siding is installed per specifications. Mick has determined standardized overlap of seams to minimize cutting and installation time.</p> <p>2. Coax cable to 3rd and 4th floors at the Upper Units is complete. Cable has been run under corrugated siding to penetration in siding. We are awaiting installation of junction boxes.</p> <p>3. Kitchen and bath exhaust caps have been installed on the Upper Units. Mick is standardizing the location of the exhaust caps to help facilitate the necessary cuts in the metal siding.</p> <p>4. Window Trim installation was taking place on the 4th floor Upper Units.</p> <p>5. Furring strip installation on the Lower Level Units is currently underway to help hold the Tyvek in place.</p> <p>6. Reviewed general site conditions, locations of work areas, and site cleanliness. Work area is very clean. Lower Level dumpster is 20% full and out of the way.</p> <p>7. 7 workers were present on site.</p> <p>8. No safety hazards were observed.</p>





PHOTO –WORK ITEM	DESCRIPTION	ACTION
	<p>9/10/10 – Photo 1 Upper Units – Rear View</p> <p>Corrugated metal siding installation complete except for inside and outside corner trim.</p>	None
	<p>9/10/10 – Photo 2 Units 1 through 4</p> <p>4th Floor window trim and wood corner trim installed. Coax cable finished. Units ready for horizontal steel siding.</p>	MHC
	<p>9/10/10 – Photo 3 Units 5 through 8</p> <p>4th Floor window trim and wood corner trim installed. Coax cable finished. Units ready for horizontal steel siding.</p>	MHC
	<p>9/10/10 – Photo 4 Units 9 through 12</p> <p>4th Floor window trim and wood corner trim installed. Coax cable finished. Units ready for horizontal steel siding.</p> <p>Note: Inside corner trim at 4th Floor has been custom fit.</p>	None




PHOTO –WORK ITEM	DESCRIPTION	ACTION
	<p>9/10/10 – Photo 5 Units 13 through 16</p> <p>Workers finishing installation of wood window trim at 4th Floor.</p>	<p>None</p>
	<p>9/10/10 – Photo 6 Unit 14</p> <p>Note: Worker stripping and finishing existing fascia. Units 1 through 13 have been completed. Paint color is the existing tone used on remainder of the fascia and trim and is also used on the new window and corner trim.</p>	<p>None</p>
	<p>9/10/10 – Photo 7 Units 17 through 20</p> <p>Units awaiting 3rd floor corrugated metal siding.</p>	<p>None</p>








PHOTO –WORK ITEM	DESCRIPTION	ACTION
	<p>9/10/10 – Photo 8 Units 21 through 24</p> <p>Units awaiting 3rd floor corrugated metal siding.</p> <p>Note: Mick is standardizing the location of wall exhaust caps to speed the corrugated metal installation.</p>	<p>None</p>
	<p>9/10/10 – Photo 9 Units 25 through 28</p> <p>Tyvek and window furring complete.</p>	<p>None</p>
	<p>9/10/10 – Photo 10 Units 29 through 32</p> <p>Tyvek and window furring complete.</p>	<p>None</p>
	<p>9/10/10 – Photo 11 Unit 26</p> <p>Arrow indicates possible dryer vent cap. Mick will coordinate with corrugated metal installation.</p>	<p>None</p>

PHOTO –WORK ITEM	DESCRIPTION	ACTION
	<p>9/10/10 – Photo 12 Units 36 through 33</p> <p>Tyvek and window furring complete.</p>	<p>None</p>
	<p>9/10/10 – Photo 13 Units 37 through 40</p> <p>Tyvek and window furring complete.</p>	<p>None</p>
	<p>9/10/10 – Photo 14 Lower Level Parking Area</p> <p>Parking area and construction work areas are absent of any debris or construction equipment.</p>	<p>None</p>

END OF FIELD REPORT